

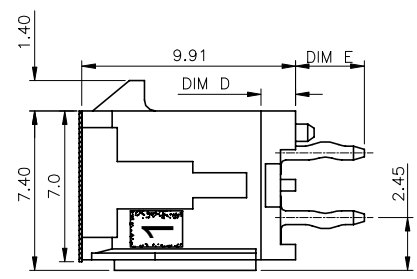
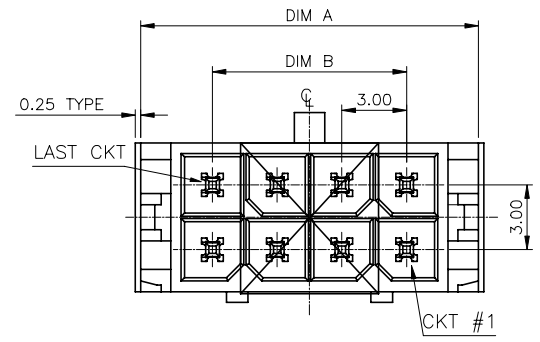
- NOTES:
- MATERIAL:
    - HOUSING: THERMOPLASTIC, HIGH TEMP., UL94V-0; COLOR:BLACK.
    - CONTACT: COPPER ALLOY
  - FINISH:
    - CONTACT:
      - 50u" MIN NICKEL UNDERPLATING OVERALL.
      - L: 60u" MIN BRIGHT TIN OVERALL.
      - N: 100u" MIN MATTE TIN OVERALL.
      - C:15U" MIN SELECT GOLD IN CONTACT AREA;
      - 100u" MIN MATTE TIN ON SOLDER TAILS OVER;
  - REFLOW SOLDER CAPABLE TO 260°C PER ACES SPEC.
  - SPEC. PLS. REFER TO PS-57959-XXXX-XXX
  - PACKAGE PLS. REFER TO 57959-XXXX-XX-TRP
  - PART NUMBER  
57959-XXX X X-XXX

NO OF CKT

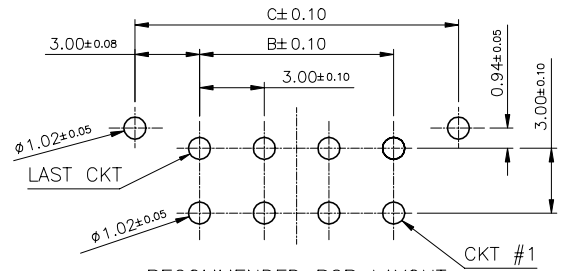
XXX	TYPE	DIME
001	WITH KINK	3.18
003	WITH KINK	2.10

PLATING  
L: BRIGHT TIN  
C: 15U" GOLD PLATING  
N: MATTE TIN

PACKING  
0:TAPE & REEL  
4:TAPE & REEL WITH MYLAR  
7:TAPE & REEL WITH COVER  
2:TRAY

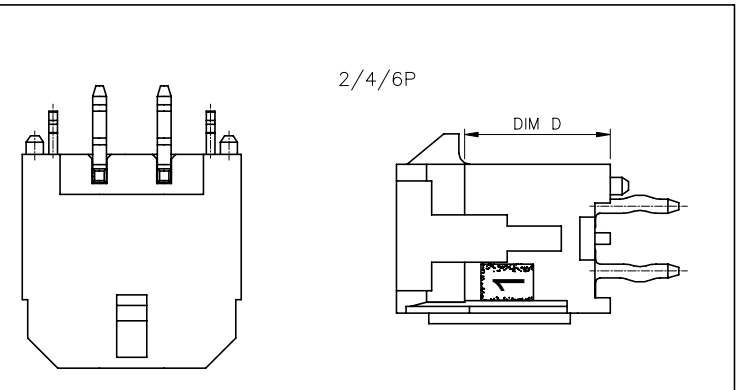


WITH COVER



RECOMMENDED PCB LAYOUT  
GENERAL TOLERANCE ±0.05

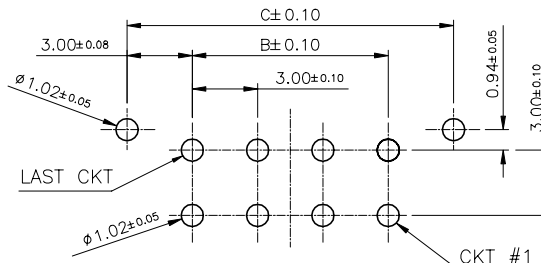
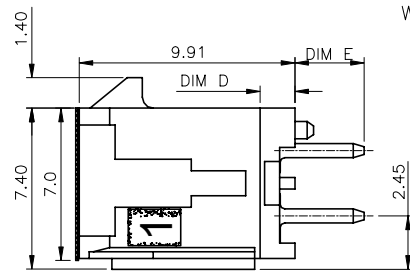
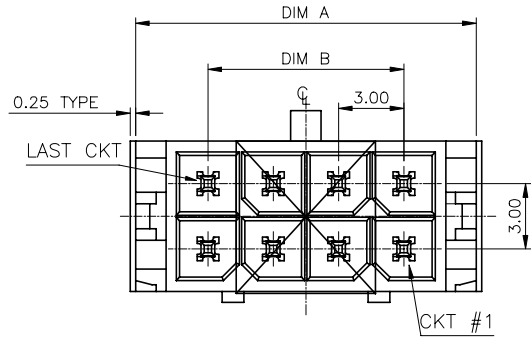
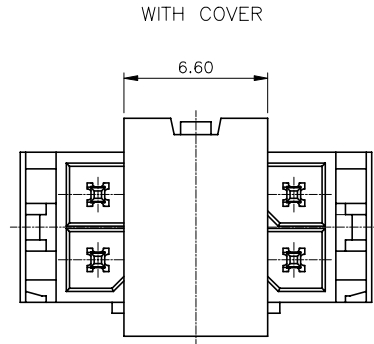
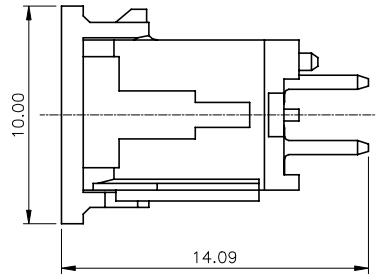
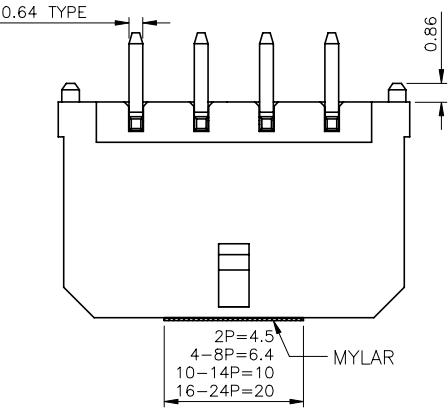
CKT	DIM A	DIM B	DIM C	DIM D
2	6.65	NA	6.00	6.74
4	9.65	3.00	9.00	
6	12.65	6.00	12.00	
8	15.65	9.00	15.00	
10	18.65	12.00	18.00	1.60
12	21.65	15.00	21.00	
14	24.65	18.00	24.00	
16	27.65	21.00	27.00	
18	30.65	24.00	30.00	
20	33.65	27.00	33.00	
22	36.65	30.00	36.00	
24	39.65	33.00	39.00	



<b>QUALITY SYMBOLS</b> MAJOR Ⓢ CRITICAL Ⓢ <b>GENERAL TOLERANCES</b> ( UNLESS SPECIFIED ) X. ±0.5 X ±0.35 .XX ±0.25 .XXX ±0.15 ANGLES ±2°	DRAWN BY Huang,ShunSen DATE 24/01/13	
	CHECKED BY Lu,Jing Guan DATE 24/01/13	
	APPROVED BY hsieh,fu yu DATE 24/01/13	SIZE <b>A4</b>
UNITS <b>mm</b>		RFG NO. <b>N/A</b>
SCALE <b>3:1</b>	SHEET NO. <b>1 OF 3</b>	REV <b>F</b>
		DWG NO. <b>57959-XXXX-XXX</b>



A B C D E F G H I J



RECOMMENDED PCB LAYOUT  
GENERAL TOLERANCE ±0.05

NOTES:

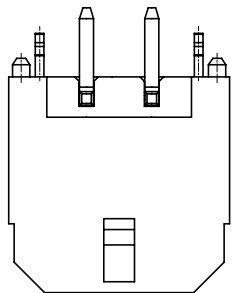
- MATERIAL:
  - HOUSING: THERMOPLASTIC, HIGH TEMP., UL94V-0; COLOR:BLACK.
  - CONTACT: COPPER ALLOY
- FINISH:
  - CONTACT:
    - 50u" MIN NICKEL UNDERPLATING OVERALL.
    - L: 60U" MIN BRIGHT TIN OVERALL.
    - N: 100U" MIN MATTE TIN OVERALL.
    - C: 15U" MIN SELECT GOLD ON CONTACT AREA;
    - 100u" MIN MATTE TIN ON SOLDER TAILS OVER;
    - 1: GOLD FLASH ON CONTACT AREA;
    - 100u" MIN MATTE TIN ON SOLDER TAILS OVER;
- REFLOW SOLDER CAPABLE TO 260°C PER ACES SPEC.
- SPEC. PLS. REFER TO PS-57959-XXXX-XXX
- PACKAGE PLS. REFER TO 57959-XXXX-XX-TRP OR 57959-XXXX-01-TRP
- PART NUMBER  
57959-XXX X X-XXX

XXX	TYPE	DIM E	PACKING
002	WITHOUT KINK	3.18	57959-XXXX-XX-TRP
006	WITHOUT KINK	2.30	57959-XXXX-01-TRP

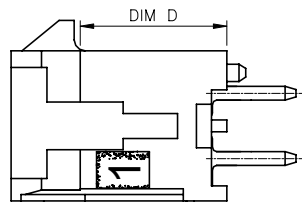
PACKING  
0:TAPE & REEL  
4:TAPE & REEL WITH MYLAR  
7:TAPE & REEL WITH COVER  
2:TRAY

PLATING  
L: BRIGHT TIN  
C: 15U" GOLD PLATING  
N: MATTE TIN  
1: GOLD FLASH PLATING

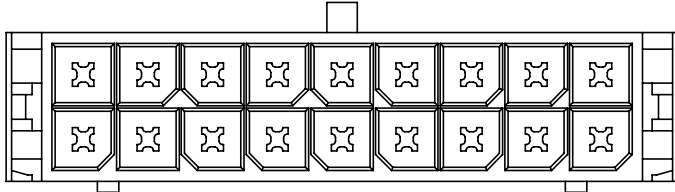
CKT	DIM A	DIM B	DIM C	DIM D
2	6.65	NA	6.00	6.74
4	9.65	3.00	9.00	
6	12.65	6.00	12.00	
8	15.65	9.00	15.00	
10	18.65	12.00	18.00	1.60
12	21.65	15.00	21.00	
14	24.65	18.00	24.00	
16	27.65	21.00	27.00	
18	30.65	24.00	30.00	
20	33.65	27.00	33.00	
22	36.65	30.00	36.00	
24	39.65	33.00	39.00	



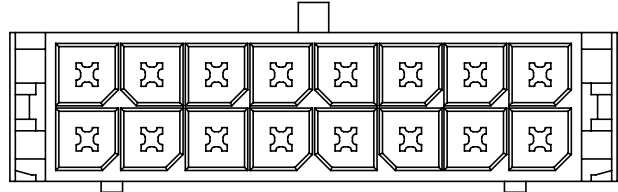
2/4/6P



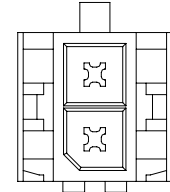
<b>QUALITY SYMBOLS</b> MAJOR Ⓢ CRITICAL Ⓢ <b>GENERAL TOLERANCES (UNLESS SPECIFIED)</b> X. ±0.5 .X ±0.35 .XX ±0.25 .XXX ±0.15 ANGLES ±2°	DRAWN BY Huang,ShunSen CHECKED BY Lu,Jing Quan APPROVED BY hsieh,fu yu UNITS mm SCALE 3:1	DATE 24/01/13 DATE 24/01/13 DATE 24/01/13 SHEET NO. 2 OF 3	<b>ACES ELECTRONICS</b> <b>3.0mm PITCH WTB HEADER</b> <b>CONN. T/H D/R S/T TYPE</b> SIZE A4 REV F RFQ NO. N/A DWG NO. 57959-XXXX-XXX
---	--	---	--



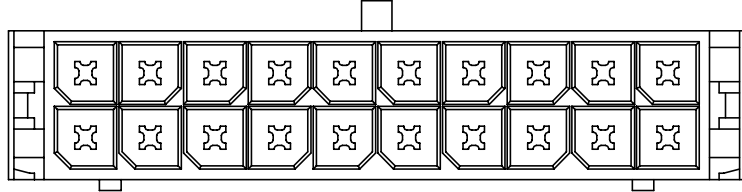
18-CKT



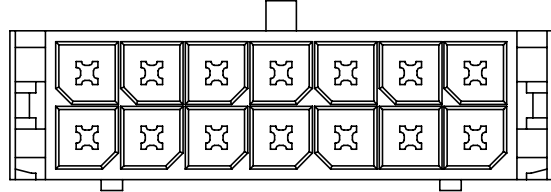
16-CKT



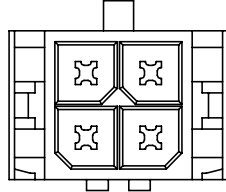
2-CKT



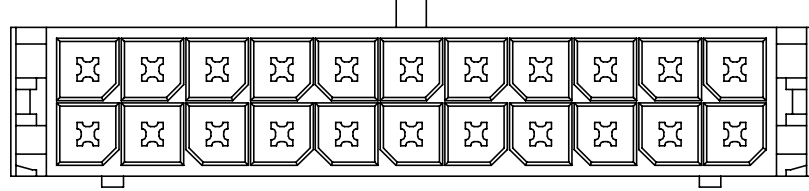
20-CKT



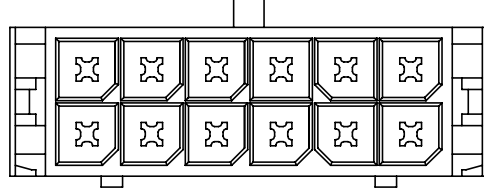
14-CKT



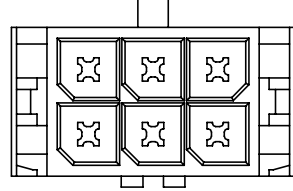
4-CKT



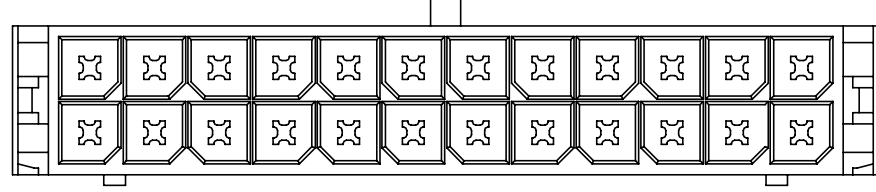
22-CKT



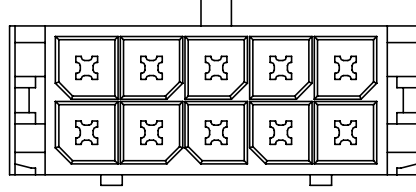
12-CKT



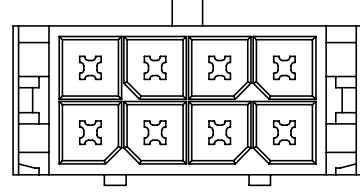
6-CKT



24-CKT



10-CKT



8-CKT

<b>QUALITY SYMBOLS</b> MAJOR Ⓢ CRITICAL Ⓢ <b>GENERAL TOLERANCES</b> ( UNLESS SPECIFIED ) X. ±0.5 .X ±0.35 .XX ±0.25 .XXX ±0.15 ANGLES ±2°	DRAWN BY Huang,ShunSen	DATE 24/01/13	
	CHECKED BY Lu,Jing Guan	DATE 24/01/13	
	APPROVED BY hsieh,fu yu	DATE 24/01/13	UNITS mm
	SCALE 3 : 1	SHEET NO. 3 OF 3	SIZE A4
			RFG NO. N/A
			DWG NO. 57959-XXXXX-XXX